

HIPPO HAVEN

Exhibit Resource

Hippo Haven is designed to take your students to the banks of an East African river, teeming with life. It is where the awe-inspiring forces of nature and animals come together. The exhibit highlights one of the most powerful creatures in the world – the hippopotamus – and the hippo’s relationship to its environment and the other animals that live on the African savanna. Your students will come nose-to-nose with the stars of **Hippo Haven**, Button and Genny, and leave with an understanding of the power of nature and the impact they have on animals, even those as far away as Africa.

Life on the African River

All forms of life are drawn to the river.

It is a source of fresh water and food.

It is a means of transportation and offers protection from predators.

The power of the river radiates out through the surrounding land.

This is home to a majestically massive mammal known as the hippopotamus.



Photo: Karen Paolillo

River Residents

Hippos are designed to live in and near the river. Many animals are found near the hippos and rely on the river for survival. As you walk through **Hippo Haven**, look for the pictures of the following River Residents. Match the animal with the adaptation they share with the hippo. The signs in the exhibit will help you.

Travels in herds

Uses mud to protect skin from the hot sun

Nocturnal

Herbivore

Territorial and dangerous


Designed to live in the water




Plains Zebra



Cape Porcupine



Cape Buffalo



Nile Crocodile




Giraffe



African Elephant

For more information, visit AdventureAquarium.com
Call 800.616.JAWS to make a group reservation

Hippo Observation Sheet



Adventure Aquarium biologists must take time each day to observe the hippos in their exhibit to be sure they are healthy and happy. Today you will help by making some observations of your own. Take 10 minutes to watch the hippos in their enclosure. Be sure to check out the enclosure from all levels and angles.

Observer's Name: _____

Date: _____

Time of Day: _____

List some of the main features of the hippo's enclosure, both on land and in the water.

Where are the hippos and what are they doing during your observation?

If the hippos are moving, describe what you see.

What kind of food do you see in the exhibit?

Are there other animals in the exhibit besides the hippos? Who do you see?

If you see other animals, what are they doing?

Hippos are designed to live in the water. Describe the different parts of the hippo's body that make it easy for them to spend most of their day in the water.

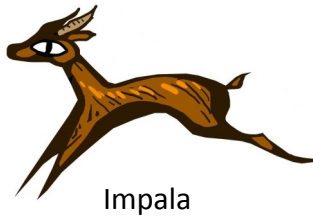


Can you find these hidden critters?


Go on an African safari in Hippo Haven. Look for these African savannah animals as you travel around the exhibit. They may be in the trees or hiding in the rocks. Be sure to circle each animal once you spot them. See if you can find all 10!



Spiny-tailed lizard



Impala




Hamadryas baboon




African bullfrog



Ostrich



Dragonfly



Spotted Hyena



Dung beetle



Butterfly



Cheetah

The Real Hippo Haven

The Turgwe Hippo Trust is devoted to safeguarding hippos and other wildlife against life-threatening droughts and poachers. Since 1992, founders Karen and Jean-Roger Paolillo have devoted their life to the protection and conservation of hippos in the Turgwe River in Zimbabwe.


Hippos rely on fresh water and human activities have affected this precious resource. This and severe drought has had a negative effect on their population. The Paolillos maintain river pools, build drinking troughs and even feed hippos and other wildlife during times of extreme drought.

One of the biggest threats to hippos today is illegal hunting. Thousands of hippos have been killed for their canine teeth, which are made of ivory. Turgwe Hippo Trust hires game scouts to protect hippos and other animals from poaching.

Visit <http://www.savethehippos.info/> for more info.

What Can Your Students Do To Help Hippos?

- Do research on hippos to learn more about where they live.
- Create a poster highlighting many of the plants and animals of the African savanna.



- Adopt A Hippo at <http://www.savethehippos.info/> to aid the **Turgwe Hippo Trust** in their mission to help hippos and other river residents.
- Learn more about the ivory trade, its affect on hippos and what is being done around the world to stop it.
- Spread the word! Tell family and friends about the amazing hippopotamus and what they can do to help.

